

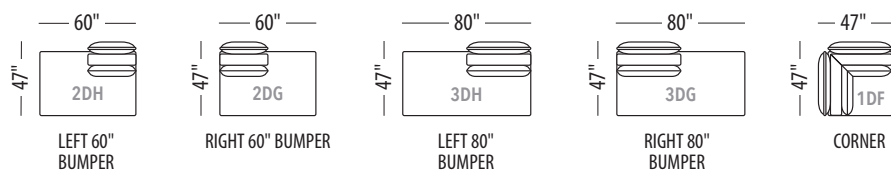
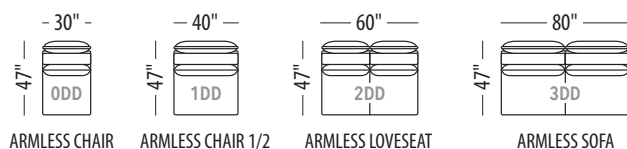
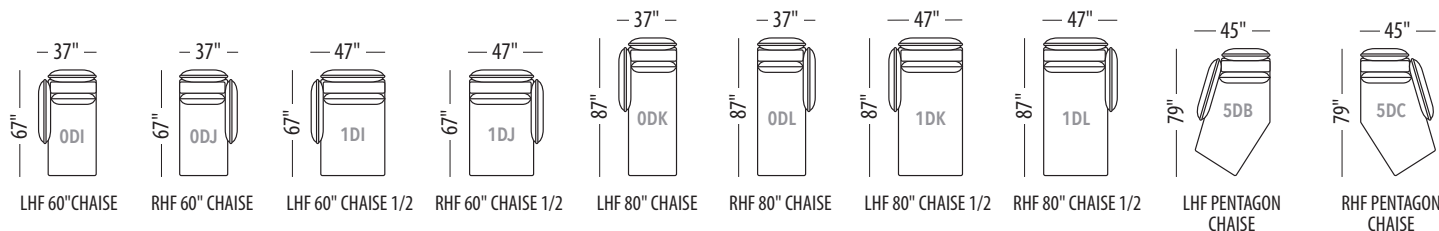
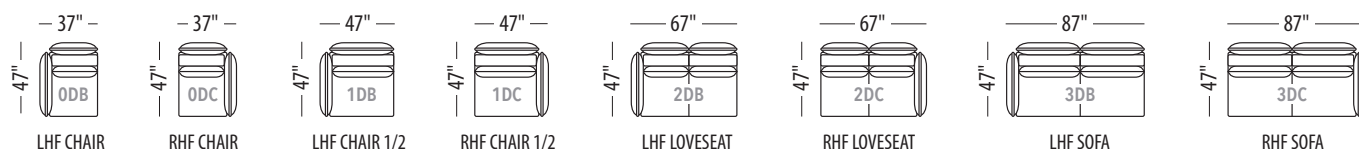
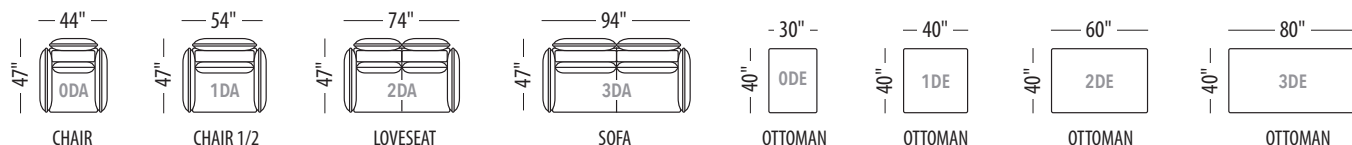
# LE MONTREUIL

## OVERVIEW

- Available in all Trica fabrics. Not available in leather or faux leathers.
- Comes with metal legs, available in all powder coated finishes.
- 30" x 20" or 40" x 20" feather and down pillows are included with deep seating modules.
- Throw pillows not included.



Back/ Arm height: 29" • Seat height: 19" • Seat depth: 23"



# LE MONTREUIL

LEAD TIME: 4 TO 6 WEEKS

- Available in all Trica fabrics. Not available in leather or faux leathers.
- Comes with a metal base, available in all powder coated finishes.
- Le Montreuil configurations come with the box edge back cushion.  
If you want the knife edge back cushion, it must be specified on the order.
- Feather and down back cushions are included with deep seating configurations.
- Throw pillows not included.
- Chair 1/2 ships in 2 boxes. For all other configurations, there are 3 boxes per module.

## DEEP SEATING

CONFIGURATIONS - P.1



### Tight seat

Gap between the memory foam back cushions.

Back/ Arm height: 29"  
Seat height: 16 1/2" • Seat depth: 23"



### Loose cushion

No gap between the memory foam back cushions.

Back/ Arm height: 29"  
Seat height: 19" • Seat depth: 23"

*Both the tight seat and loose cushion configurations share the same overall dimensions. The drawings show the tight seat option; refer to the module overview page for loose cushion drawings.*

Configuration #	Configuration #
<b>0D - Tight seat</b>	<b>1D - Tight seat</b>
<b>0D - Loose cushion</b>	<b>1D - Loose cushion</b>
Chair	Chair 1/2
<i>Not available</i>	
<b>2D - Tight seat</b>	<b>3D - Tight seat</b>
<b>2D - Loose cushion</b>	<b>3D - Loose cushion</b>
Loveseat	Sofa
<b>4D - Tight seat</b>	<b>5D - Tight seat</b>
<b>4D - Loose cushion</b>	<b>5D - Loose cushion</b>
Sectional with 60" chaise	Sectional with 60" chaise 1/2
 <b>Left</b>	 <b>Left</b>
 <b>Right</b>	 <b>Right</b>
<b>6D - Tight seat</b>	<b>7D - Tight seat</b>
<b>6D - Loose cushion</b>	<b>7D - Loose cushion</b>
Sectional with 60" chaise	Sectional with 60" chaise
 <b>Left</b>	 <b>Left</b>
 <b>Right</b>	 <b>Right</b>

U.S. Patent No. 11,612,253 and other patents pending.

All shown dimensions are approximate.

TRICA

# LE MONTREUIL

LEAD TIME: 4 TO 6 WEEKS

- Available in all Trica fabrics. Not available in leather or faux leathers.
- Comes with a metal base, available in all powder coated finishes.
- Le Montreuil configurations come with the box edge back cushion.  
If you want the knife edge back cushion, it must be specified on the order.
- Feather and down back cushions are included with deep seating configurations.
- Throw pillows not included.
- Chair 1/2 ships in 2 boxes. For all other configurations, there are 3 boxes per module.

## DEEP SEATING

CONFIGURATIONS - P.2



### Tight seat

Gap between the memory foam back cushions.

Back/ Arm height: 29"  
Seat height: 16 1/2" • Seat depth: 23"



### Loose cushion

No gap between the memory foam back cushions.

Back/ Arm height: 29"  
Seat height: 19" • Seat depth: 23"

*Both the tight seat and loose cushion configurations share the same overall dimensions. The drawings show the tight seat option; refer to the module overview page for loose cushion drawings.*

Configuration #	Configuration #
<b>8D - Tight seat</b> <b>8D - Loose cushion</b> Sectional with 60" chaise  Left Right	<b>9D - Tight seat</b> <b>9D - Loose cushion</b> Sectional with 60" chaise 1/2  Left Right
<b>10D - Tight seat</b> <b>10D - Loose cushion</b> Sectional with 80" chaise  Left Right	<b>11D - Tight seat</b> <b>11D - Loose cushion</b> Sectional with 80" chaise 1/2  Left Right
<b>12D - Tight seat</b> <b>12D - Loose cushion</b> Sectional with 80" chaise  Left Right	<b>13D - Tight seat</b> <b>13D - Loose cushion</b> Sectional with 80" chaise 1/2  Left Right
<b>14D - Tight seat</b> <b>14D - Loose cushion</b> Sectional with pentagon chaise  Left Right	<b>15D - Tight seat</b> <b>15D - Loose cushion</b> Sectional with pentagon chaise  Left Right

U.S. Patent No. 11,612,253 and other patents pending.

All shown dimensions are approximate.

TRICA

# LE MONTREUIL

LEAD TIME: 4 TO 6 WEEKS

- Available in all Trica fabrics. Not available in leather or faux leathers.
- Comes with a metal base, available in all powder coated finishes.
- Le Montreuil configurations come with the box edge back cushion.  
If you want the knife edge back cushion, it must be specified on the order.
- Feather and down back cushions are included with deep seating configurations.
- Throw pillows not included.
- Chair 1/2 ships in 2 boxes. For all other configurations, there are 3 boxes per module.

## DEEP SEATING

CONFIGURATIONS - P.3



### Tight seat

Gap between the memory foam back cushions.

Back/ Arm height: 29"  
Seat height: 16 1/2" • Seat depth: 23"



### Loose cushion

No gap between the memory foam back cushions.

Back/ Arm height: 29"  
Seat height: 19" • Seat depth: 23"

*Both the tight seat and loose cushion configurations share the same overall dimensions. The drawings show the tight seat option; refer to the module overview page for loose cushion drawings.*

Configuration #	Configuration #
<b>16D - Tight seat</b> <b>16D - Loose cushion</b> L-shaped sectional 	<b>17D - Tight seat</b> <b>17D - Loose cushion</b> L-shaped sectional 
<b>18D - Tight seat</b> <b>18D - Loose cushion</b> L-shaped sectional 	<b>19D - Tight seat</b> <b>19D - Loose cushion</b> L-shaped sectional 
<b>20D - Tight seat</b> <b>20D - Loose cushion</b> L-shaped sectional 	<b>21D - Tight seat</b> <b>21D - Loose cushion</b> Sectional with bumper 
<b>22D - Tight seat</b> <b>22D - Loose cushion</b> Sectional with bumper 	<b>23D - Tight seat</b> <b>23D - Loose cushion</b> Sectional with bumper 

U.S. Patent No. 11,612,253 and other patents pending.

All shown dimensions are approximate.

TRICA

# LE MONTREUIL

LEAD TIME: 4 TO 6 WEEKS

- Available in all Trica fabrics. Not available in leather or faux leathers.
- Comes with a metal base, available in all powder coated finishes.
- Le Montreuil configurations come with the box edge back cushion.  
If you want the knife edge back cushion, it must be specified on the order.
- Feather and down back cushions are included with deep seating configurations.
- Throw pillows not included.
- Chair 1/2 ships in 2 boxes. For all other configurations, there are 3 boxes per module.

## DEEP SEATING

### CONFIGURATIONS - P.4



#### Tight seat

Gap between the memory foam back cushions.

Back/ Arm height: 29"

Seat height: 16 1/2" • Seat depth: 23"



#### Loose cushion

No gap between the memory foam back cushions.

Back/ Arm height: 29"

Seat height: 19" • Seat depth: 23"

*Both the tight seat and loose cushion configurations share the same overall dimensions. The drawings show the tight seat option; refer to the module overview page for loose cushion drawings.*

Configuration #	Configuration #
<b>24D - Tight seat</b>	<b>25D - Tight seat</b>
<b>24D - Loose cushion</b>	<b>25D - Loose cushion</b>
Sectional with bumper <div> </div>	Sectional <div> </div>
<b>26D - Tight seat</b>	<b>27D - Tight seat</b>
<b>26D - Loose cushion</b>	<b>27D - Loose cushion</b>
Sectional <div> </div>	Sectional <div> </div>