

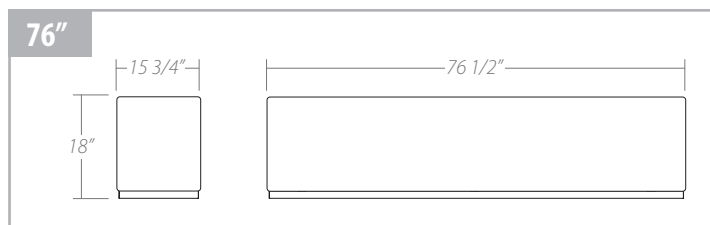
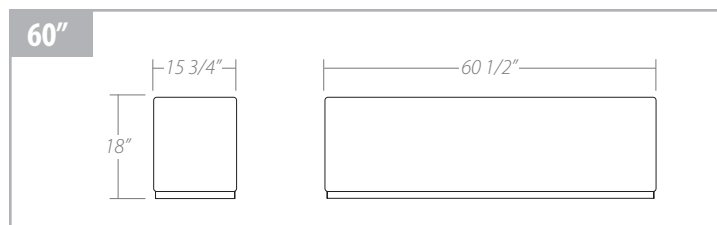
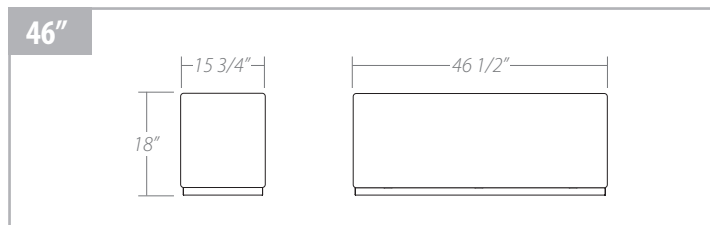
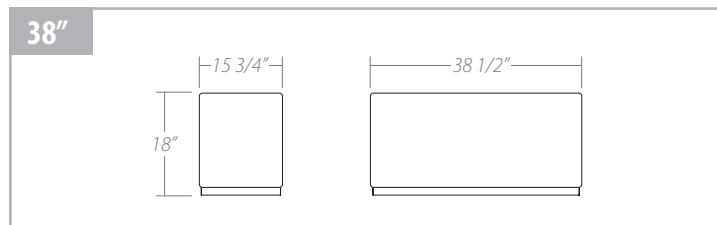
# SPONGE

BENCH/ BANC



# SPONGE BENCH/ BANC

Dimensions/ Dimensions:



Features/ Spécifications:

## Sizes:

- 4 available sizes:
  - 38 1/2"
  - 46 1/2"
  - 60 1/2"
  - 76 1/2"

## Frame:

- Fully welded frame.
- Available in all powder coated finishes.
- Available in Brushed Steel.

## Upholstery:

- Available in all Trica fabrics and leathers.
- COM option (customer's own material).
- COL option (customer's own leather).
- High resilience foam.

## Dimensions:

- 4 grandeurs disponibles:
  - 38 1/2"
  - 46 1/2"
  - 60 1/2"
  - 76 1/2"

## Structure:

- Structure entièrement soudée.
- Disponible dans tous les finis de peintures cuites.
- Disponible en Brushed Steel.

## Rembourrage:

- Disponible dans tous les tissus et cuirs Trica.
- Option COM (tissu du client).
- Option COL (cuir du client).
- Mousse haute résilience.